



District Report Card: 2017


State: Jharkhand	District: Latehar
Class: 3	Subject: Language
Schools: 61	Students: 902


Participation/Coverage


Students

<div>GENDER</div> <div></div>	Boys		Girls	
	Number	%	Number	%
	459	50.89	443	49.11

<div>AREA</div> <div></div>	Rural		Urban	
	Number	%	Number	%
	868	96.23	34	3.77

<div>CATEGORY</div> <div></div>	SC		ST		OBC		GEN	
	Number	%	Number	%	Number	%	Number	%
	237	26.27	455	50.44	196	21.73	14	1.55

<div>CWSN</div> <div></div>	LD	VI	HI	S&LD	ID	Oth
	0	1	0	2	3	9

<div>Management</div> <div></div>	Government		Government-aided	
	Number	%	Number	%
	852	94.46	50	5.54

Average Performance of Students in Language (%)

Overall	Gender		Area		Management		Social Group			
	Male	Female	Rural	Urban	Govt.	Aided	SC	ST	OBC	GEN
67.32	66.03	68.67	67.38	65.88	67.18	69.87	64.53	68.48	68.74	57.14

Performance on Learning Outcomes (LOs)

Learning Outcomes	Description	Average Performance(%)
L304	Reads small texts with comprehension i.e., identifies main ideas, details, sequence and draws conclusions	69.38
L312	Reads printed scripts on the classroom walls: poems, posters, charts etc.	63.22

Range of Performance of Students who Answered Correctly							
Below 30%		30% - 50%		50% - 75%		Above 75%	
Number	%	Number	%	Number	%	Number	%
68	7.54	165	18.29	294	32.59	375	41.57

Lowest Performing Learning Outcomes (LOs)

1 - Reads printed scripts on the classroom walls: poems, posters, charts etc. (63.22)

2 - Reads small texts with comprehension i.e., identifies main ideas, details, sequence and draws conclusions (69.38)